









4	<b>Live signal - Listening test</b> [Actual signals] 	Does the input signal indicator show a signal is present?	Yes	<input type="checkbox"/>			
			No	<input type="checkbox"/>			
		Note: On the loop amplifier the input signal indicator may be labelled as 'AGC', 'Compression', 'Input' or 'In'. If no indicators are active, action is required to enable this before proceeding.					
		<b>Using the Field Strength Meter &amp; headphones - rate each parameter</b>					
		Background noise i.e. the level of hum or buzz that is not intended to be heard					
		Quiet		Noticeable		Very noisy	
		Unpleasant program signal i.e. the popping or fizzing sounds alongside normal signals					
		Clean		Noticeable		Distorted	
		Signal clarity i.e. is the sound clear, dull or muffled?					
		Clear		Noticeable		Unclear	
Are normal signals delivered without triggering the clip or overload LED?							
Yes		Some clipping, audio OK		Clipping			
Comments:							

5	<b>Live signal - Field strength</b> [Actual signals] 	In at least one position, with live speech signals, does the system achieve peaks of acceptable field strength?		
		Between -6dB and +3dB	Between -9dB and +6dB	> +6dB or < -9dB
		Comments:		

6	<b>System noise</b> [Inputs muted] 	In at least one position, with the amplifier on but audio inputs muted, is the noise level significantly higher?		
		< -47dB(A) or within 3dB(A) of BG noise	< -32dB(A) and > 3dB(A) of BG noise	> -32dB(A) and > 3dB(A) of BG noise
		Comments:		

7	<b>Overspill</b> [1kHz Comb] 	If applicable, is the field strength suitably attenuated by adjacent systems or areas with privacy concerns?			
		I	J	K	L
		< -32dB(A) or within 3dB(A) of BG noise	< -22dB(A) and > 3dB(A) of BG noise	> -22dB(A) and > 3dB(A) of BG noise	
		Comments:			

8	<b>Venue accessibility</b> 	Is the internationally recognised induction loop sign clearly displayed?		Yes	<input type="checkbox"/>
				No	<input type="checkbox"/>
		Is the sign in an appropriate position that makes it clear where to stand to use the system?		Yes	<input type="checkbox"/>
				No	<input type="checkbox"/>
		Are operators at the venue / installation able to setup and operate the system?		Yes	<input type="checkbox"/>
				No	<input type="checkbox"/>
		Is there a routine maintenance and system checking schedule in place?		Yes	<input type="checkbox"/>
				No	<input type="checkbox"/>
Comments:					

Verdict	Based on steps 1 to 8 does the system / facility perform according to the IEC 60118-4 Standard?				
	<b>SYSTEM PASS</b> (All ticks in green boxes)	<b>PASS (LIMITED)</b> (UP TO 2 ticks in yellow boxes)	<b>SYSTEM FAIL</b> (1 or more ticks in red boxes)		
	Comments:				

Declaration that the system has been tested against the requirements of IEC 60118-4	Signed:	Date:
---	---------	-------